

Society for Technology and Action for Rural Advancement
 Foreign Contribution Account
 Balance Sheet as at 31 March 2023
 (All amounts in ₹, unless otherwise stated)

	Schedule	As at 31 March 2023	As at 31 March 2022
Sources of funds			
Funds			
General fund	1	2,494,636	(1,329,636)
Current liabilities			
Unspent grants, net	2	31,329,045	3,468,632
Other current liabilities	3	773,090	975,020
		<u>34,596,771</u>	<u>3,114,016</u>
Applications of funds			
Non-current assets			
Property, plant and equipment			
Tangible assets	4	1,530,656	1,766,303
Current assets			
Cash and cash equivalents	5	32,134,141	710,317
Short-term loans and advances	6	931,974	637,396
Other current assets		-	-
		<u>34,596,771</u>	<u>3,114,016</u>
Summary of significant accounting policies and notes to the financial statements	10		


This is the Balance Sheet referred to in our report of even date.

The schedules referred to above form an integral part of the foreign contribution financial statements.

As per report of even date
 For K G Somani & Co LLP
 Chartered Accountants
 FRN:006591N / N500377

For and on behalf of
 Society for Technology and Action for Rural Advancement



 Bhuvnesh Maheshwari
 Partner
 M.No.088155



Place: New Delhi
 Date: 29-09-2023


 Ashok Khosla
 Chairman

Place: New Delhi
 Date: 29-09-2023


 Maj Gen Rahul Bhardwaj, VSM (Retd)
 Chief Operations Officer




 Vinod Nair
 GM Finance

Society for Technology and Action for Rural Advancement
Foreign Contribution Account
Income and Expenditure Account for the year ended 31 March 2023
(All amounts in ₹, unless otherwise stated)



	Schedule	Year ended 31 March 2023	Year ended 31 March 2022
Income			
Grant income	2	51,664,508	6,202,314
Other income	7	833,954	54,304
		<u>52,498,462</u>	<u>6,256,618</u>
Expenditure			
Personnel expenses	8	3,074,082	1,059,119
Depreciation	4	235,647	273,402
Grant expenses	2	43,284,142	4,396,617
General and administrative expenses	9	2,080,319	1,088,610
		<u>48,674,190</u>	<u>6,817,748</u>
Surplus/(deficit) for the year transferred to general fund		<u>3,824,272</u>	<u>(561,130)</u>
Summary of significant accounting policies and notes to the financial statements	10		


The schedules referred to above form an integral part of the foreign contribution financial statements

As per report of even date

For K G Somani & Co LLP
Chartered Accountants
FRN:006591N / N500377

For and on behalf of
Society for Technology and Action for Rural Advancement



Bhuvnesh Maheshwari
Partner
M.No.088155


Ashok Khosla
Chairman


Maj Gen Rahul Bhardwaj, VSM (Retd)
Chief Operations Officer


Vinod Nair
GM Finance

Place: New Delhi
Date : 29-09-2023

Place: New Delhi
Date : 29-09-2023



Society for Technology and Action for Rural Advancement
Foreign Contribution Account
Receipts and Payments Account for the year ended 31 March 2023
(All amounts in ₹, unless otherwise stated)

	As at 31 March 2023		As at 31 March 2022	
Opening balance				
Cash at bank		710,317		43,592
Fixed deposit with bank		-		-
		<u>710,317</u>		<u>43,592</u>
Particulars - Name of donors/agencies	Payments	Receipts	Payments	Receipts
Project grant expenses				
AEPW Clean Agra (FG-55)	43,284,142	79,524,921	4,373,014	7,404,310
Philips Foundation	-	-	23,603	-
Administrative expenses				
Salaries, wages and honorarium	3,328,954	-	766,219	-
General expenses	1,276,542	-	794,029	-
Advances paid, net	1,045,413	-	835,024	-
Other receipts :				
Interest from bank	-	833,954	-	54,304
	<u>48,935,051</u>	<u>80,358,875</u>	<u>6,791,889</u>	<u>7,458,614</u>
Closing balance				
Cash at bank	32,134,141	-	710,317	-
Fixed deposit with banks	-	-	-	-
	<u>32,134,141</u>	<u>-</u>	<u>710,317</u>	<u>-</u>
	<u>81,069,192</u>	<u>81,069,192</u>	<u>7,502,206</u>	<u>7,502,206</u>

As per report of even date
For K G Somani & Co LLP
Chartered Accountants
Firm's Registration No. 006591N/N500377


Bhuvnesh Maheshwari
Partner
Membership No. 088155



For and on behalf of
Society for Technology and Action for Rural Advancement


Ashok Khosla
Chairman


Maj Gen Rahul Bhardwaj, VSM (Retd)
Chief Operations Officer


Vinod Nair
GM Finance

Place : New Delhi
Date : 29-09-2023

Place : New Delhi
Date : 29-09-2023



Society for Technology and Action for Rural Advancement
Foreign Contribution Account
Schedules forming part of the financial statements as at 31 March 2023
(All amounts in ₹, unless otherwise stated)

	As at 31 March 2023	As at 31 March 2022			
Schedule 1 - General fund					
Balance at the beginning of the year	(1,329,636)	(768,506)			
Add: Surplus/(deficit) as per income and expenditure account	3,824,272	(561,130)			
Balance at the end of the year	<u>2,494,636</u>	<u>(1,329,636)</u>			
Schedule 2 - Unspent grants, net					
Balance at the beginning of the year	3,468,632	2,266,636			
Add : Amounts received during the year	79,524,921	7,404,310			
	82,993,553	9,670,946			
Less : Expenditure incurred during the year	(47,722,572)	(6,225,917)			
	35,270,981	3,445,029			
Less : Transferred to income and expenditure account	(3,941,936)	23,603			
Balance at the end of the year	<u>31,329,045</u>	<u>3,468,632</u>			
Grant income					
Expenditure as per project schedule	47,722,572	6,225,917			
Add : Transferred from income and expenditure account	3,941,936	(23,603)			
	<u>51,664,508</u>	<u>6,202,314</u>			
Grant expenses					
Expenditure as per project schedule	47,722,572	6,225,917			
Less : Salary & other charged to projects	(4,438,430)	(1,829,300)			
	<u>43,284,142</u>	<u>4,396,617</u>			
Schedule 3 - Other current liabilities					
Statutory dues	-	-			
Other liabilities	773,090	975,020			
	<u>773,090</u>	<u>975,020</u>			
	Balance as at 01 April 2022	773,090 975,020			
Schedule 4 - Property, plant and equipment					
Assets	As at 1 April 2022	Additions/ Deletion/ Adjustments	As at 31 March 2023	Depreciation for the year	Net block as at 31 March 2023
Furniture and fittings	585,971	-	585,971	58,597	527,374
Office equipments	948,264	-	948,264	142,240	806,024
Vehicles	232,068	-	232,068	34,810	197,258
Total	<u>1,766,303</u>	<u>-</u>	<u>1,766,303</u>	<u>235,647</u>	<u>1,530,656</u>
Previous year	2,039,705	-	2,039,705	273,402	1,766,303
Schedule 5 - Cash and bank balances					
Balance with scheduled banks					
- in savings accounts				32,075,837	611,777
- in current accounts				58,304	98,540
				<u>32,134,141</u>	<u>710,317</u>
Schedule 6 - Loans and advances					
(Unsecured, considered good)					
Advances recoverable in cash or in kind or for value to be received			931,974		637,396
			<u>931,974</u>		<u>637,396</u>



(This space has been intentionally left blank)

Society for Technology and Action for Rural Advancement
Foreign Contribution Account
Schedules forming part of the financial statements for the year ended 31 March 2023
(All amounts in ₹, unless otherwise stated)

	Year ended 31 March 2023	Year ended 31 March 2022
Schedule 7 - Other income		
Interest from banks	833,954	54,304
Less: Interest credited to projects	-	-
	<u>833,954</u>	<u>54,304</u>
Miscellaneous receipts	-	-
	<u>833,954</u>	<u>54,304</u>
Schedule 8 - Personnel expenses		
Salaries and wages	2,891,103	1,028,438
Contribution to provident and other funds	182,979	46,072
Staff welfare expenses	-	(15,391)
	<u>3,074,082</u>	<u>1,059,119</u>
Schedule 9 - General and administrative expenses		
Professional and consultancy charges	1,846,583	1,081,779
Tracel and conveyance	7,758	
Bank charges	6,773	5,770
Security charges	216,855	
Communication	1,400	
Printing and stationery	950	
Amount writte off		1,061
	<u>2,080,319</u>	<u>1,088,610</u>



(This space has been intentionally left blank)

Society for Technology and Action for Rural Advancement
Foreign Contribution Account
Summary of projects

Annexure - forming part of the financial statements as at 31 March 2023

Particulars	Balance as at 01 April 2022	Receipts	Total	Expenses / disbursements	Salary charged	Net Expenses / disbursements	Transfer to income and expenditure account	Balance as at 31 March 2023
	₹	₹	₹	₹	₹	₹	₹	₹
AEPW Clean Agra (FG-55)	1,201,996	79,524,921	80,726,917	47,722,572	4,438,430	43,284,142	-	33,004,345
Coca-Cola Access to Water (FG-37)	3,250,532	-	3,250,532	-	-	-	3,250,532	-
GIZ-MIERA II (FG-49)	(1,675,300)	-	(1,675,300)	-	-	-	-	(1,675,300)
NTNU-NEED INTPART-(FG-54)	691,404	-	691,404	-	-	-	691,404	-
	3,468,632	79,524,921	82,993,553	47,722,572	4,438,430	43,284,142	3,941,936	31,329,045



(This space has been intentionally left blank)